

maxilift®

 350

 300

 260

 230

 200

 160

 130

 100



HIGH PERFORMANCE
Light Weight
SERVICE CRANES

Engineered for a working life of **15 Years***

... only **MAXILIFT**



Manufactured by
Next Hydraulics® s.r.l.
BORETTO ITALY



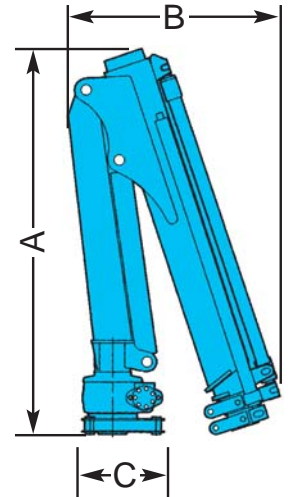


SPECIFICATIONS OF THE SERIES

7,400-24,350 ft.lbs.

- HYDRAULIC
- MANUAL STANDARD
- HYDRAULIC OR MANUAL STANDARD
- MANUAL OPTIONAL

MODEL	CRANE RATING (Ft.Lbs.)	BASIC CRANE WEIGHT	WEIGHT WITH BASE	DIMENSIONS		
				A	B	C
100	7,400	190-230	290-330	47"	25"	12"
130	9,600	260-330	360-430	49"	27"	12"
160	11,000	275-350	460-535	49"	27"	12"
200	14,000	370-480	555-665	57"	32"	12"
230	16,300	410-530	595-715	57"	32"	12"
260	18,500	470-595	745-870	61"	34"	14-5/8"
300	20,700	470-630	745-905	61"	34"	14-5/8"
350	24,350	640-815	930-1,105	64"	36"	14-5/8"



100

100											
	<table style="margin-left: 20px;"> <tr> <td>ft.</td> <td>3'2"</td> <td>6'</td> <td>8'10"</td> <td>11'6"</td> </tr> <tr> <td>lbs.</td> <td>2,180</td> <td>1,210</td> <td>814</td> <td>550</td> </tr> </table>	ft.	3'2"	6'	8'10"	11'6"	lbs.	2,180	1,210	814	550
ft.	3'2"	6'	8'10"	11'6"							
lbs.	2,180	1,210	814	550							

130

130.1											
	<table style="margin-left: 20px;"> <tr> <td>ft.</td> <td>3'9"</td> <td>6'10"</td> <td>9'10"</td> <td>12'6"</td> </tr> <tr> <td>lbs.</td> <td>2,530</td> <td>1,386</td> <td>924</td> <td>660</td> </tr> </table>	ft.	3'9"	6'10"	9'10"	12'6"	lbs.	2,530	1,386	924	660
ft.	3'9"	6'10"	9'10"	12'6"							
lbs.	2,530	1,386	924	660							
130.2											
	<table style="margin-left: 20px;"> <tr> <td>ft.</td> <td>3'9"</td> <td>6'10"</td> <td>9'10"</td> <td>12'6"</td> </tr> <tr> <td>lbs.</td> <td>2,530</td> <td>1,386</td> <td>924</td> <td>660</td> </tr> </table>	ft.	3'9"	6'10"	9'10"	12'6"	lbs.	2,530	1,386	924	660
ft.	3'9"	6'10"	9'10"	12'6"							
lbs.	2,530	1,386	924	660							

160

160.1											
	<table style="margin-left: 20px;"> <tr> <td>ft.</td> <td>3'9"</td> <td>6'10"</td> <td>9'10"</td> <td>12'6"</td> </tr> <tr> <td>lbs.</td> <td>2,970</td> <td>1,650</td> <td>1,100</td> <td>770</td> </tr> </table>	ft.	3'9"	6'10"	9'10"	12'6"	lbs.	2,970	1,650	1,100	770
ft.	3'9"	6'10"	9'10"	12'6"							
lbs.	2,970	1,650	1,100	770							
160.2											
	<table style="margin-left: 20px;"> <tr> <td>ft.</td> <td>3'9"</td> <td>6'10"</td> <td>9'10"</td> <td>12'6"</td> </tr> <tr> <td>lbs.</td> <td>2,970</td> <td>1,650</td> <td>1,100</td> <td>770</td> </tr> </table>	ft.	3'9"	6'10"	9'10"	12'6"	lbs.	2,970	1,650	1,100	770
ft.	3'9"	6'10"	9'10"	12'6"							
lbs.	2,970	1,650	1,100	770							

200

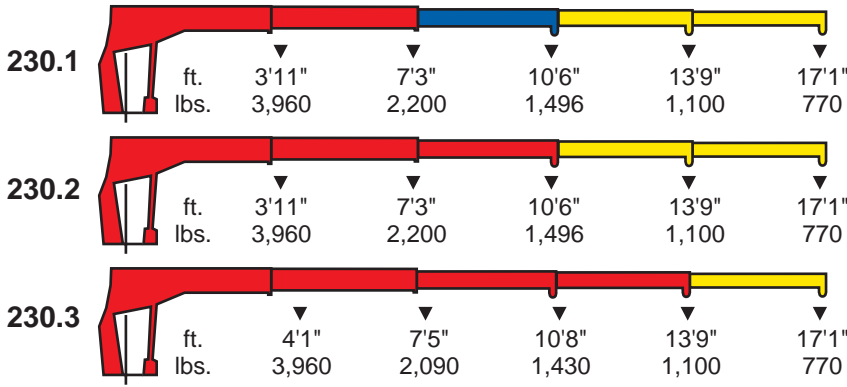
200.1													
	<table style="margin-left: 20px;"> <tr> <td>ft.</td> <td>3'11"</td> <td>7'3"</td> <td>10'6"</td> <td>13'9"</td> <td>17'1"</td> </tr> <tr> <td>lbs.</td> <td>3,476</td> <td>1,892</td> <td>1,276</td> <td>990</td> <td>660</td> </tr> </table>	ft.	3'11"	7'3"	10'6"	13'9"	17'1"	lbs.	3,476	1,892	1,276	990	660
ft.	3'11"	7'3"	10'6"	13'9"	17'1"								
lbs.	3,476	1,892	1,276	990	660								
200.2													
	<table style="margin-left: 20px;"> <tr> <td>ft.</td> <td>3'11"</td> <td>7'3"</td> <td>10'6"</td> <td>13'9"</td> <td>17'1"</td> </tr> <tr> <td>lbs.</td> <td>3,476</td> <td>1,892</td> <td>1,276</td> <td>990</td> <td>660</td> </tr> </table>	ft.	3'11"	7'3"	10'6"	13'9"	17'1"	lbs.	3,476	1,892	1,276	990	660
ft.	3'11"	7'3"	10'6"	13'9"	17'1"								
lbs.	3,476	1,892	1,276	990	660								
200.3													
	<table style="margin-left: 20px;"> <tr> <td>ft.</td> <td>4'1"</td> <td>7'5"</td> <td>10'8"</td> <td>13'9"</td> <td>17'1"</td> </tr> <tr> <td>lbs.</td> <td>3,300</td> <td>1,848</td> <td>1,276</td> <td>990</td> <td>660</td> </tr> </table>	ft.	4'1"	7'5"	10'8"	13'9"	17'1"	lbs.	3,300	1,848	1,276	990	660
ft.	4'1"	7'5"	10'8"	13'9"	17'1"								
lbs.	3,300	1,848	1,276	990	660								



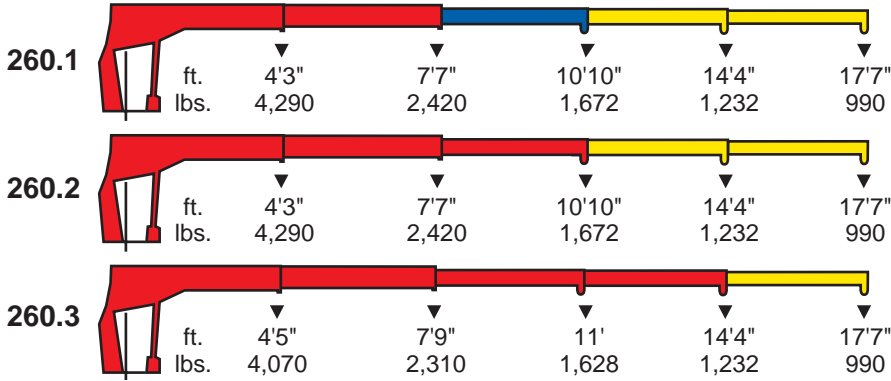
The MAXILIFT (*) range can work SAFELY with 370° of rotation
 (*) for 200-230-260-300-350



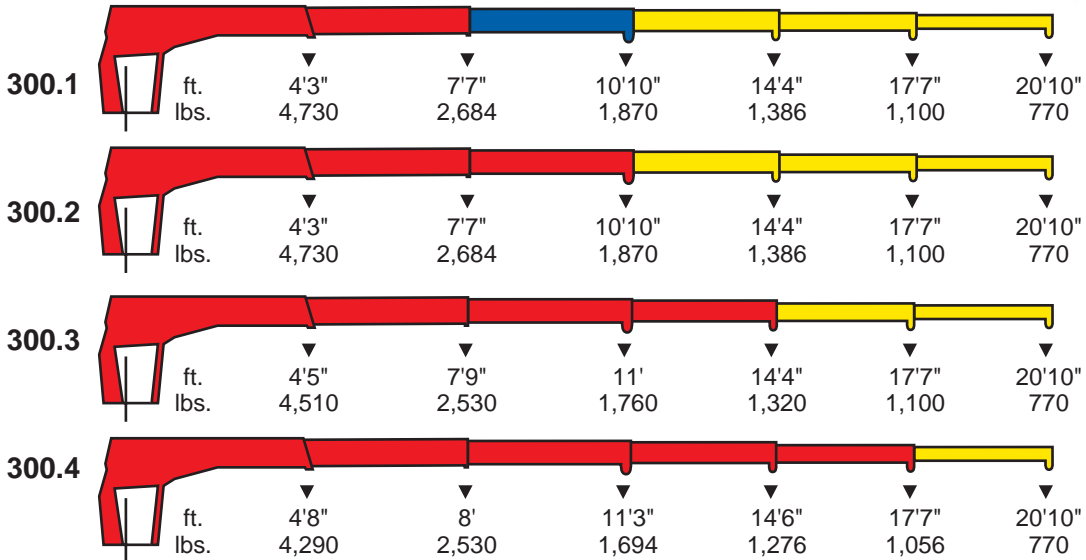
230



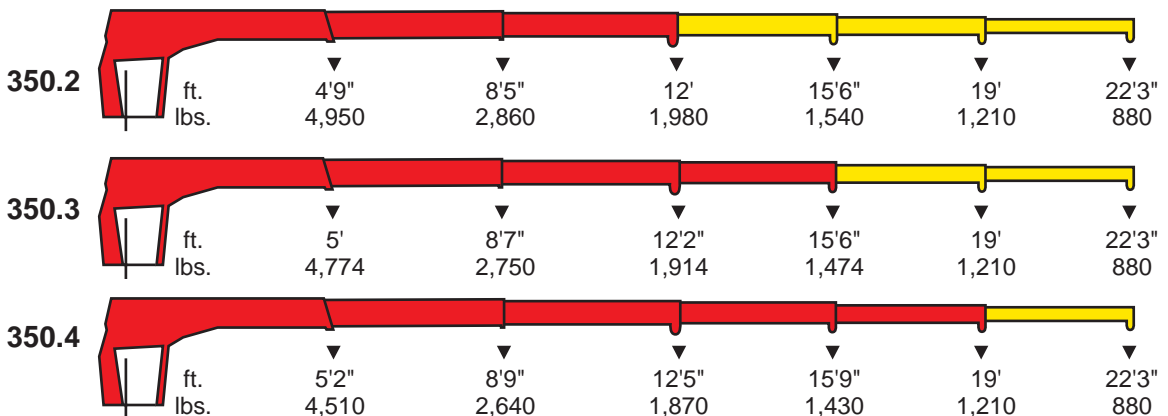
260



300



350



maxilift®



The DIN15018 Standard

* MAXILIFT cranes are engineered and manufactured to class H2-B3 under the DIN15018 standard, for a working life of fifteen years.

The DIN (German Industrial Standard) is accepted worldwide as a formula that enables machinery manufacturers to predetermine the structural life of the machines they manufacture.

There are 2 components to this formula - the structural load factor(H) and the duty cycle factor (B) each with several classes relating to hydraulic cranes.

The **H factor** is a measure of the structural integrity of the crane concerned with the amount the crane can lift beyond its rated capacity and the additional stress of high-speed operation on the structure.

Considering class H1 as the standard to which most cranes are designed (moderate loading and nominal speed operation), class H2 is 30% higher.

The **B factor** is a measure of the total number of cycles for which the structure of the crane is designed.

While the structure of a crane designed to B1 is 20,000 cycles and a crane designed to B2 is 63,000 cycles, B3 cranes are engineered for a structural life of 200,000 cycles.

MAXILIFT cranes, therefore, are structurally designed to perform 36 cycles per day, under moderate to heavy conditions, each and every day for 15 years.

PRODUCT FEATURES

- Enclosed low-maintenance slewing gear-set
- 370 degree rotation angle (330 degree models 100-160)
- Rod-fed, hose free, side-by-side extension cylinders
- Counter-balance protected extension cylinders
- Sequenced boom extension cylinders
- Multi-function, proportional control valve
- Easy to install, multi-position control console
- Hoses are enclosed and protected
- One-piece hexagonal booms with single weld
- Enclosed and protected power packs

SAFETY DEVICES

- Keyed shutoff power switch on DC models
- Built to class **H2-B3** under **15018** structural standards
- Active and passive overload and hose failure protection
- Electro-hydraulic load limiting device – CE optional

VERSIONS

- Low cost versions with manual functions – some models
- Available as PTO Hydraulic or DC Hydraulic (except 350.4)
- Models available with up to 4 hydraulic extensions
- Marine versions

OPTIONS

- Mechanical or hydraulic stabilizer outriggers with beams
- Mounting bases with or without stabilizers
- Winches, hydraulic or DC electric
- Modular mechanical extensions
- Factory painted custom color
- Remote controls (wired or wireless)

DISTRIBUTION and TECHNICAL SUPPORT – CANADA and USA
TECHNOCRANE INC.

#403 - 17665 - 66A Avenue, Surrey, B.C., Canada V3S 2A7 • Phone: 604-575-2103 / 1-877-531-8644 • Fax: 604-575-2105
e-mail: info@technocrane.ca • Website: www.technocrane.ca